



EVERYONE  
**COUNTS** *Census  
2020*

United States®  
**Census  
2020**

Update on County Outreach Efforts  
January 21<sup>st</sup>, 2020

# What is the Census?



- It is a nationwide head count.
- It determines how federal funds are spent.
- It determines how many seats each state gets in the House of Representatives.
- It is the base for redrawing legislative districts within each state.

# Is Census 2020 Important?

- On average, Colorado receives **\$2,300 per person and year** in federal funds that are based on Census data
- Colorado stands to **gain 1 seat** in the House of Representatives.

**A complete count is VERY important!**

# Census Based Federal Funding for Clear Creek County, Year 2019

- The county received almost 2 million dollars
- Highway Planning & Construction: \$1.4 million
- Special Education Grants (IDEA): \$136K
- SNAP: \$126K
- Title 1 Education Grants: \$96K
- Childcare & Development Fund: \$83K
- School Lunch Program: \$62K

## Federal Assistance Programs that distribute funds based on the census-derived statistics

Program Name	Federal Funds to Colorado 02	Clear Creek County Funds based on census	Notes to consider
Medicaid Assistance	\$ 4,650,854,086.00		
SNAP supplemental nutrition assistance	\$ 771,959,823.00	\$ 126,000.00	
Medicare Part B	\$ 715,616,897.00		This funding goes directly to clinics and doctors that take Medicare. That dollar amount is based on State allotment.
Highway Planning and Construction	\$ 521,218,168.00	\$ 1,377,800.00	HUTF for 2019
Section 8 housing choice vouchers	\$ 242,806,000.00		funds go directly to property owners. We will try to get a number for Clear Creek County.
State Children's Health Insurance (CHIP)	\$ 157,512,000.00		State pays the bills directly. We will try to get a number for Clear Creek County.
Head Start/Early Head Start	\$ 155,688,621.00	\$ 41,393.00	
Special Education Grants (IDEA)	\$ 154,827,292.00	\$ 135,826.00	
Title 1 Grants to Local Education Agencies	\$ 152,250,916.00	\$ 96,655.00	
National school lunch program	\$ 131,240,219.00	\$ 62,137.00	
Section 8 housing assistance programs (project based)	\$ 106,299,097.00		We will try to get a number for Clear Creek County.
Health Center Programs (community, migrant, homeless, public housing)	\$ 96,212,429.00		
Supplemental nutrition program for Women-Infants-Children Program	\$ 72,447,786.00	\$ 33,000.00	
Foster Care (Title IV-E)	\$ 63,500,000.00	\$ 30,000.00	If a client makes more than minimum wage, they do not qualify for this funding. Clear Creek County receives very little of this fund.
Low Income Home Energy Assistance (LIHEAP)	\$ 48,958,657.00	\$ 1,500.00	The State receives \$65M and the County receives a little admin money.
Childcare and Development Fund Entitlement	\$ 38,786,000.00	\$ 83,000.00	
<b>TOTAL:</b>	<b>\$ 8,080,172,941.00</b>	<b>\$ 1,987,311.00</b>	

Sources:

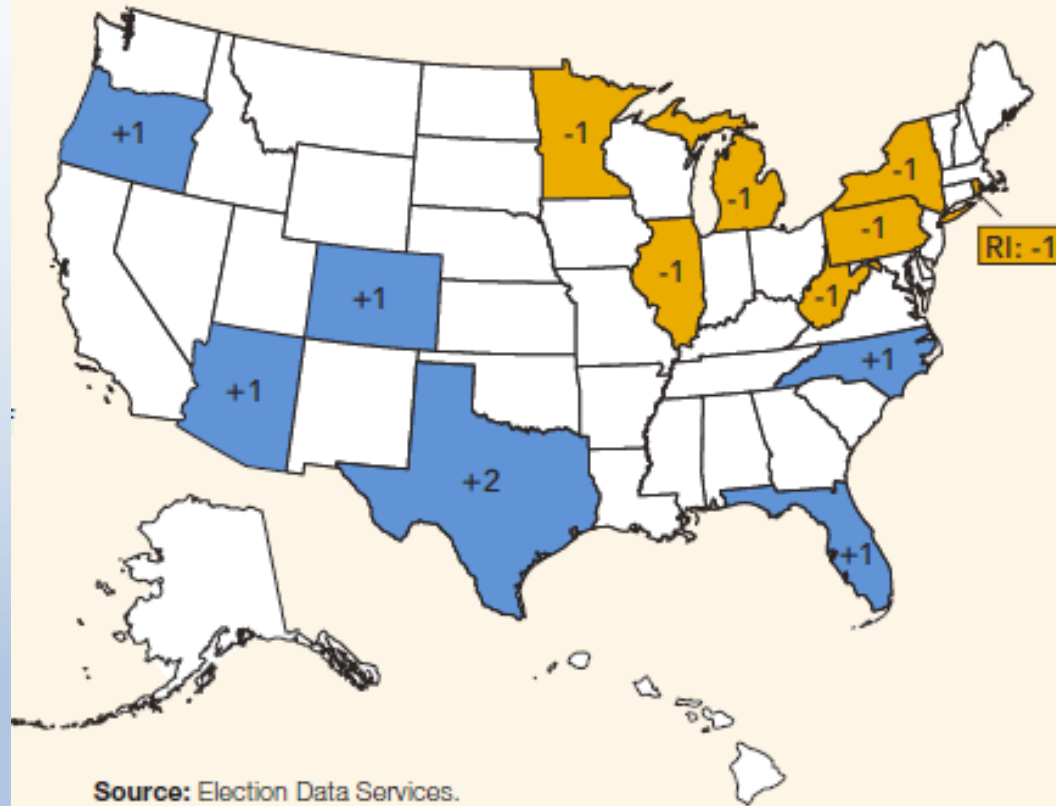
Colorado: The George Washington University "Counting for Dollars 2020"

Clear Creek County: Beth Luther, Dec. 2019

## States in South and West Poised to Gain House Seats

Projected Congressional Reapportionment in 2020  
Based on 2018 Estimates

■ Congressional seat decrease    □ No change    ■ Congressional seat increase

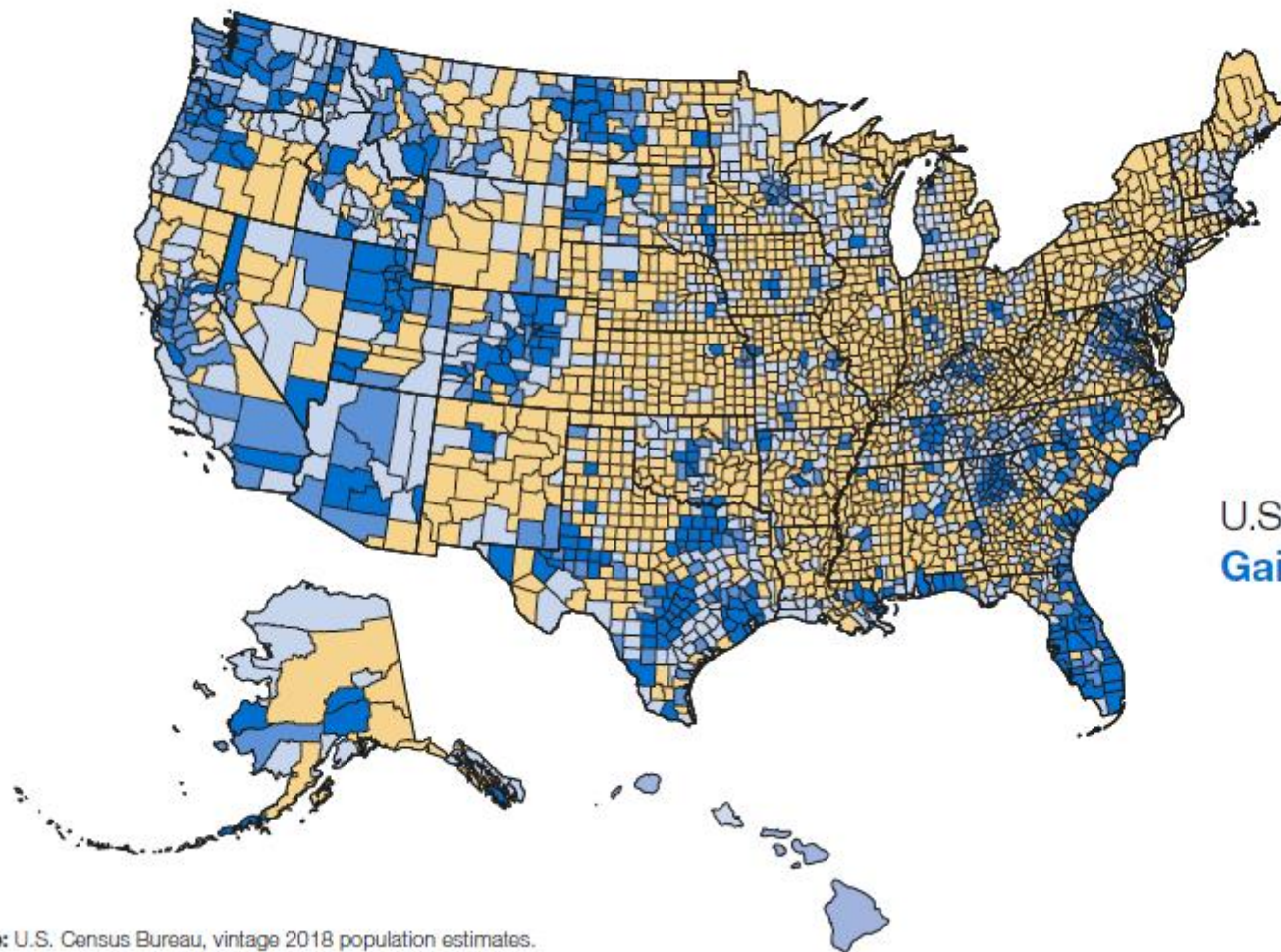


Source: Election Data Services.

## The Fastest-Growing Counties Are Located in the South and West

County Population Change, April 1, 2010 to July 1, 2018

Loss    Gain of up to 5.9 percent    Gain of 6 percent to 9.9 percent    Gain of 10 percent or more




U.S. Average:  
**Gain of 6 Percent**

Source: U.S. Census Bureau, vintage 2018 population estimates.

# Important Census Dates

DURING MARCH



Invitation to participate is mailed or hand-delivered to all housing units

**March 12**

Online responses open up. Respond by phone, internet or mail.

Mar 30 - Apr 1

Counting the homeless

**April 1**

**Census Day ~ You count, get counted!**

During April

Census employees start Group Quarter counts.

May – July 31

Census employees visit homes that have not self-responded

August – December

Data quality assurance. Potential follow-ups by the Census Bureau

December

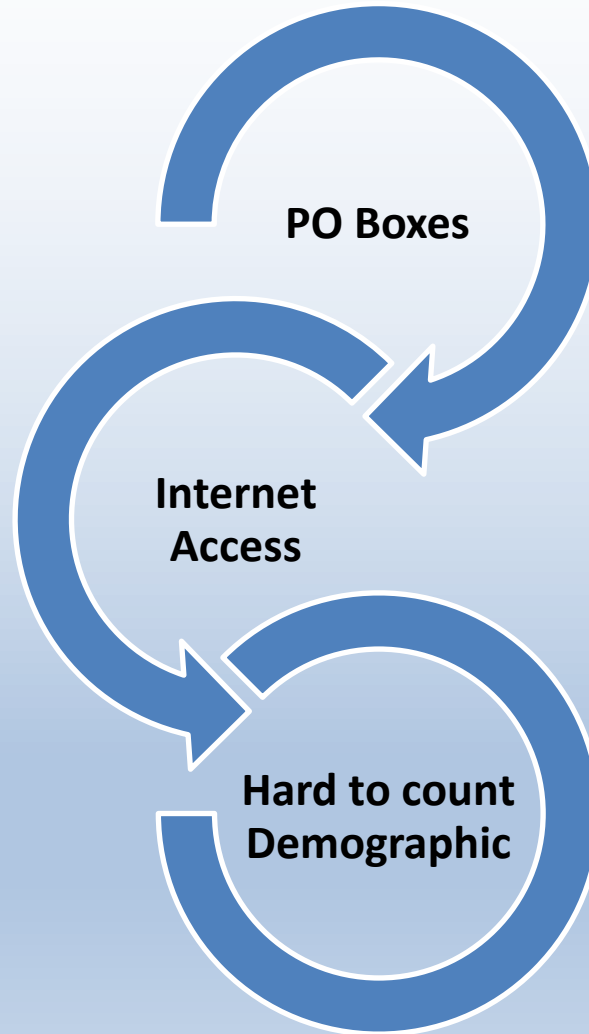
Apportionment counts are delivered to the President & Congress

March 31, 2021

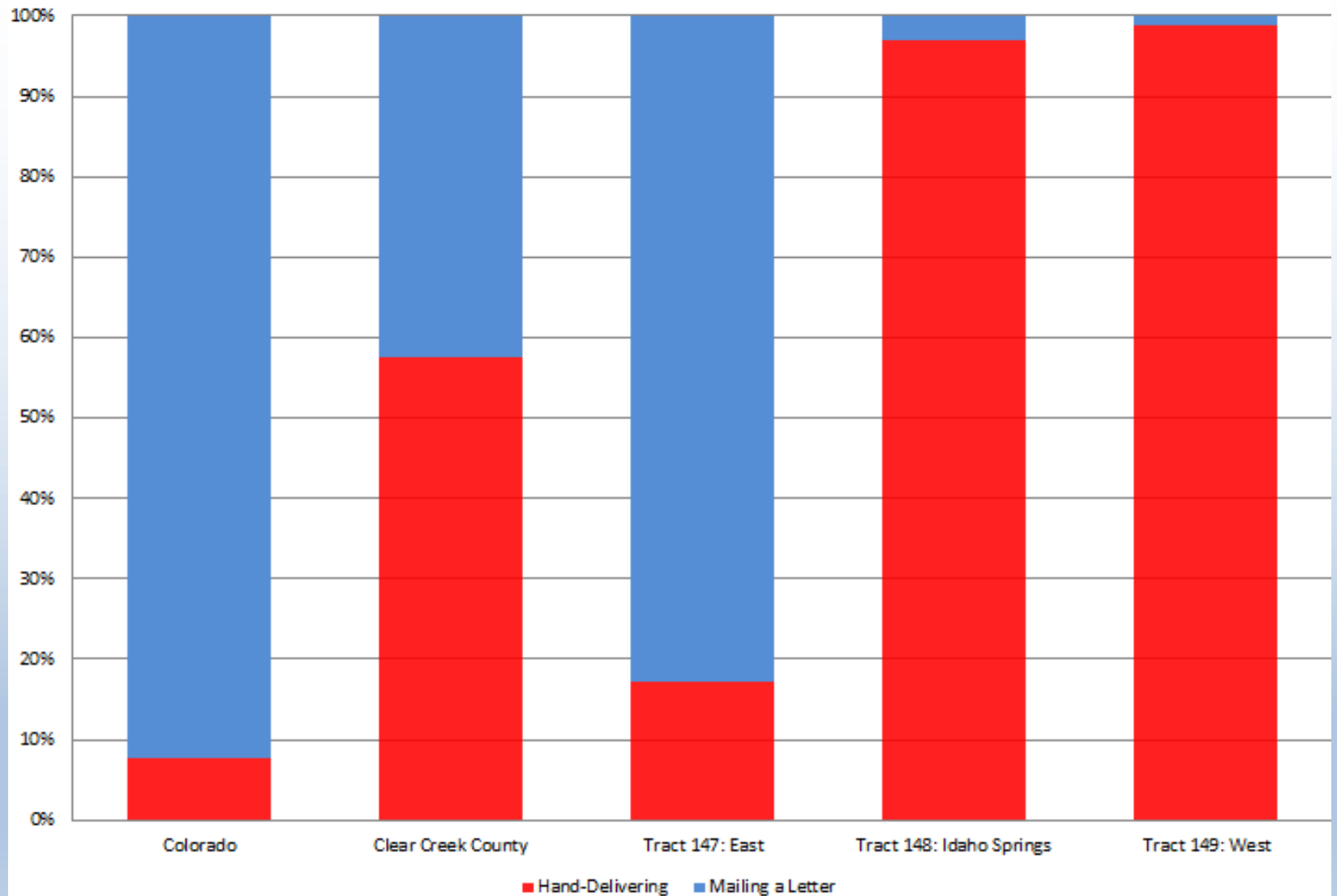
Redistricting counts are sent to each state



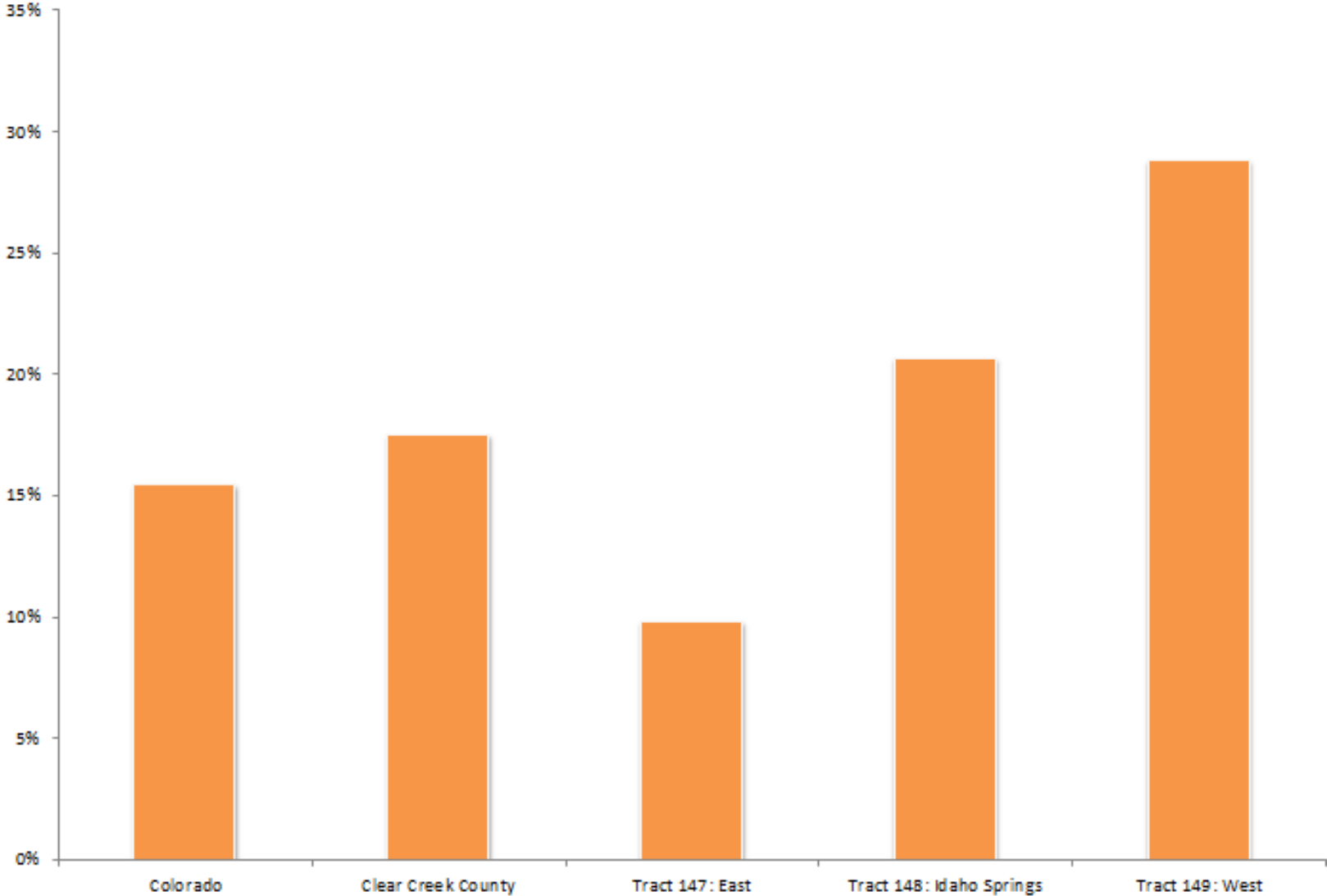
# What Are the Obstacles?



## 2020 Census Distribution Method to Housing Unit



### % Households with No Internet Access or Without a Subscription



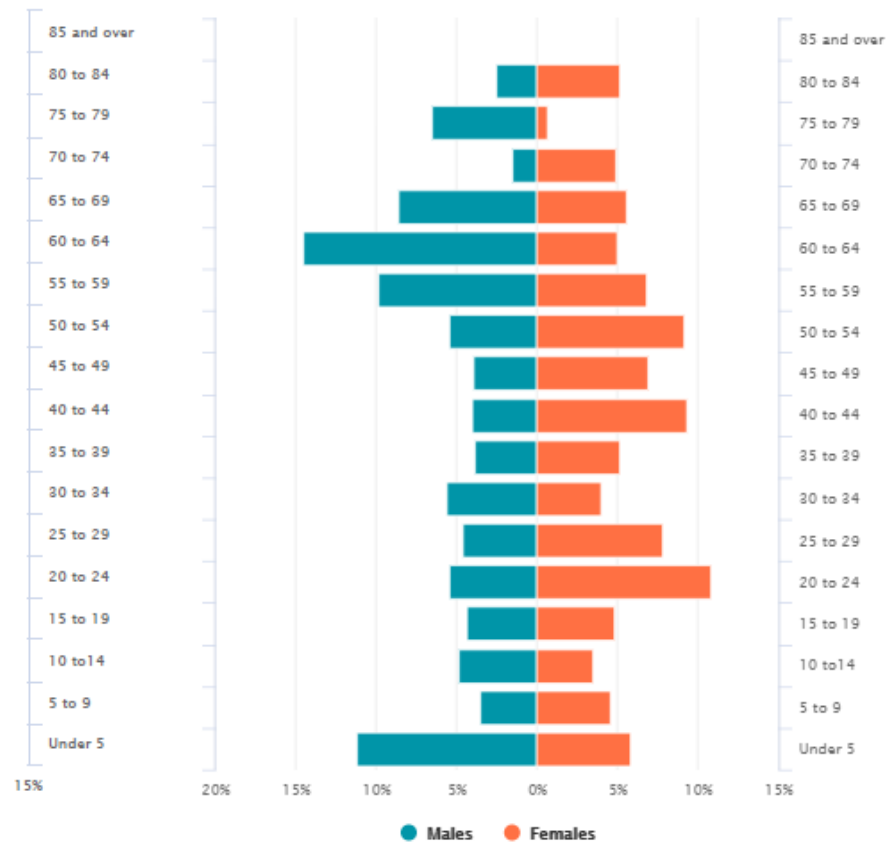
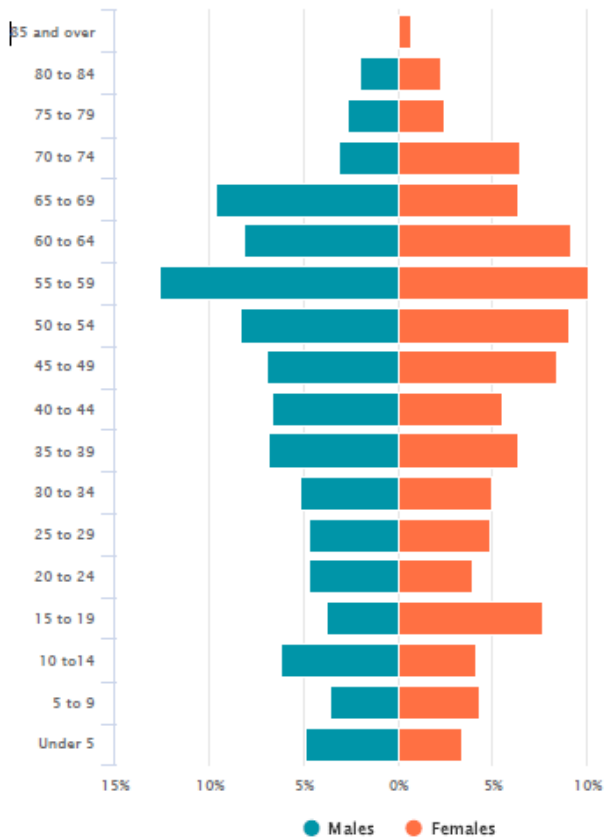
# Identified Demographical Hurdles

- Aging population: 25% of Clear Creek's population are over 60 and live alone
- 20% of Clear Creek's population are veterans
- Kids under the age of 5 represent 8.4% of the population in Idaho Springs
- Low income areas ~ 12% of population in Idaho Springs earn less than \$10K
- Relatively large portion of the population live in motels
- Transient skiers, rafters and vacation home  
Population only count IF they stay in Clear Creek > 6 months of the year

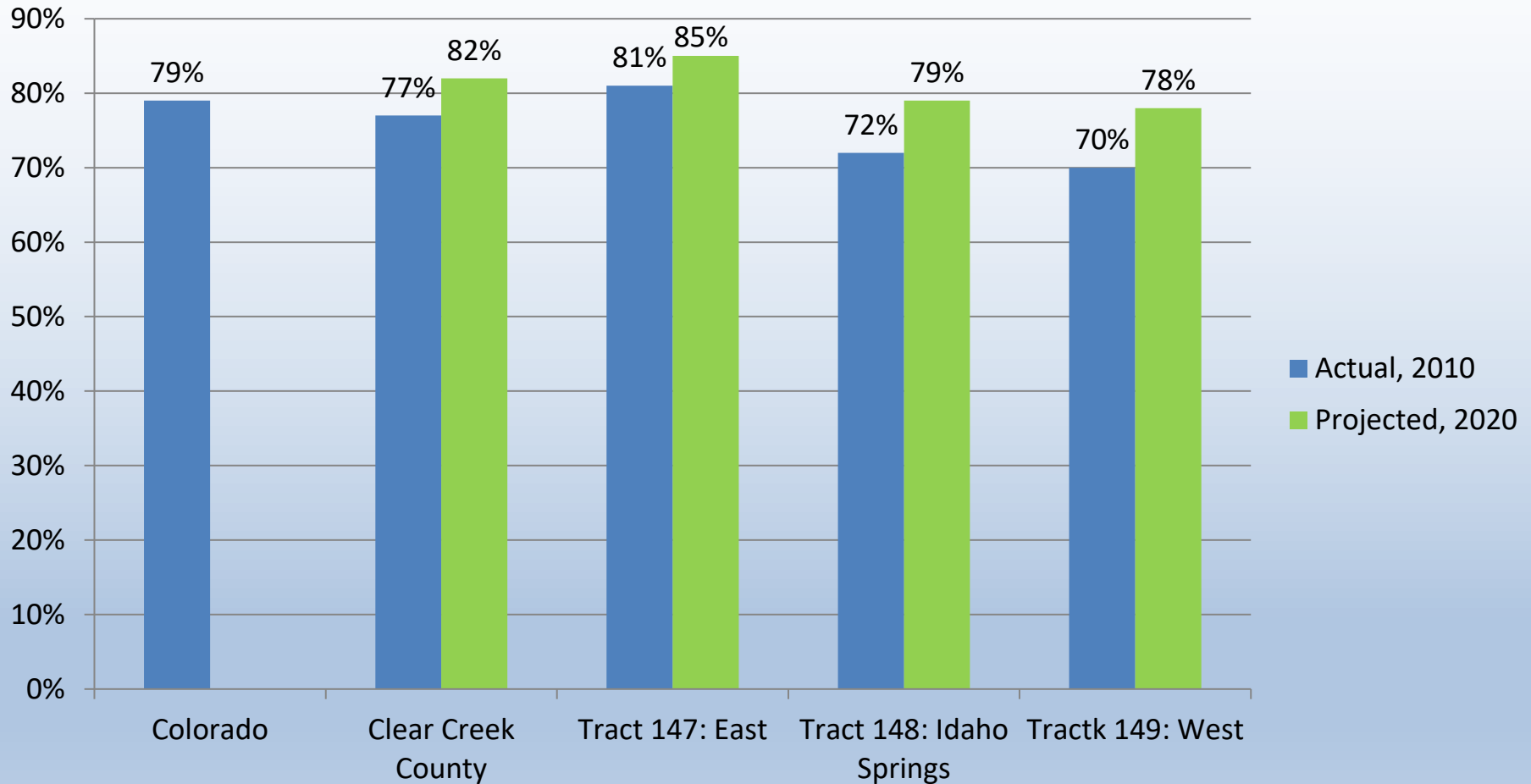
# Demographics by Age & Sex

- Clear Creek County

- Idaho Springs



# Census Questionnaires Returned through Self-Response



Source: [www.census.gov/roam#](http://www.census.gov/roam#) Projected return rate for 2020 is based on est. low response score for our county.

# How Will We Reach Our Goal?

- January: Census insert will be mailed out with property tax notices
- January: Dedicated Census 2020 website, Clear Creek County specific
- January: Banners and posters go up at the Courthouse and the City Hall
- By Feb. 7: Addresses for group quarter living & homeless population -> Census Bureau
- February: Announcements on local Radio Stations
- February: Postcards to PO Box owners informing them about upcoming Census
- Feb – Apr: Pledge cards vs. Free day at the Rec Center, or a free ride on the Prospector
- Feb – Mar: Insert to go out with city-wide mailing for Idaho Springs (t.b.d.)
- March: Banners go up at all schools, Rec Center, Resource Ctr, Stores and work places
- March - April: Booths @ the Courthouse and City Hall with online access to respond.

EXAMPLE OF EVENTS (Up-to-Date list to be displayed on the county's website):

- Rec Center's open house, 1/25
- Coffee & donuts at the libraries: Community laptops for easy, online response
- Community outreach events at specific locations: Free food & set up of chromebooks

# How Can You Help?

- Stress the importance of our Census when you talk to constituents
- Ask our business community to encourage employees to respond
- Stop by our outreach events
- Let us know if there are events or happenings we should add to our list



# How Can We Follow the Progress?

The Census Bureau will report responses by block level detail on a daily basis.

*It is the first time the Bureau will report daily, and there may be some quirks to work out in the beginning.*

# Thanks for Listening! Questions?

